

Dore Primary School

Pre-school Learning Journey 5

Summer 1 Metamorphosis



Purpose of Learning Journey 5:	<p>Understanding the world Plant seeds and care for growing plants e.g. planting flowers (sweet peas, sunflowers), vegetables (potatoes) Understand the key features of the life cycle of a plant and an animal e.g. tadpoles to frogs Begin to understand the need to respect and care for the natural environment and all living things e.g. insects, worms Use all their senses in hands-on exploration of natural materials e.g. potion making Talk about what they see, using a wide vocabulary e.g. recognise changes within the season of Spring, signs of Summer, talk about the weather Begin to make sense of their own life-story and family's history e.g. May Day celebrations Continue to develop positive attitudes about the differences between people. e.g. May Day celebrations</p> <p>Expressive arts and design Join different materials and explore different textures e.g. making frogs, caterpillars, lambs, scarecrows Create closed shapes with continuous lines, and begin to use these shapes to represent objects. E.g. observational drawings of tadpoles, caterpillars Draw with increasing complexity and detail, such as representing a face with a circle and including details.</p> <p>RE: Bilal and the beautiful butterfly (Muslim story) The Lost Sheep (Christianity)</p>
---------------------------------------	---

Links to Prior Knowledge:	Knowledge of songs and seasons
----------------------------------	--------------------------------

Links for Relevance and Currency:	Their natural surroundings, taking care of the world around them: looking at how things develop and change Trees, caterpillars, frog spawn
--	--


Immersion Event / Activity:	Frog spawn- tadpoles-frogs. Caterpillars- butterflies. April story
------------------------------------	--

Celebration of Learning/ Opportunities for summative assessment:	End products
---	--------------

English Links:	Listens to stories with increasing attention and recall.
-----------------------	--

Maths Links:	Extend and create ABAB patterns e.g. caterpillar potato printing Talk about and identifies the patterns around them e.g. symmetrical butterflies
---------------------	---

Subject	Lesson	Age and Stage of Development (Key Knowledge or Skill)	Knowledge and Skills embedded through:	Outcomes	Links to Curriculum Drivers				
					Values	Outdoor Learning	P4C	Global / Rights	TASC
CL UW	W 1	Communication and Language Enjoy listening to longer stories and can remember much of what happens. Understanding of the World	Welcome new starters Remind about 'class charter' behaviour expectations throughout the week – good listening, respect for others and toys, tidying up, kind hands. Remind about Children's rights.	Can recognise how things grow and change in their natural world To care for living objects To understand the lifecycle of a frog	✓		✓		




Dore Primary School

Pre-school Learning Journey 5

Summer 1 Metamorphosis



		<p>Talk about what they see, using a wide vocabulary.</p> <p>Understand the key features of the life cycle of a plant and an animal. Tadpoles to frogs</p> <p>Begin to understand the need to respect and care for the natural environment and all living things.</p>	<p>April story https://seasonalcurriculum.co.uk/april-may/</p> <p>Talk to the children about April / a new month. Show them the calendar</p> <p>See if they remember</p> <p>Remind them that its still spring the season</p> <p>Show the children tadpoles</p> <p>Talk about tadpoles changing into frogs</p> <p>Read the story of the growing frogs</p> <p>Children to make tadpoles</p>	Awareness of the seasons winter/ spring /				✓	
CL UW M EA&D	1	<p>Communication and Language</p> <p>Enjoy listening to longer stories and can remember much of what happens.</p> <p>Understanding the World</p> <p>Talk about what they see, using a wide vocabulary.</p> <p>Understand the key features of the life cycle of a plant and an animal.</p> <p>Begin to understand the need to respect and care for the natural environment and all living things.</p> <p>Maths</p> <p>Extend and create ABAB patterns – stick, leaf, stick, leaf.</p> <p>• Notice and correct an error in a repeating pattern.</p>	<p>April story https://seasonalcurriculum.co.uk/april-may/</p> <p>Talk about caterpillars and the Lifecyle of a butterfly</p> <p>Start to make a giant caterpillar from wood cookies</p> <p>Read The hungry caterpillar story</p> <p>Model – potato printing – long repeated patterns</p> <p>Put the tadpoles in a place so the children can see them . Continue to talk to the children about the tadpoles</p> <p>Continue tadpole craft</p>	<p>Can recognise how things grow and change in their natural world</p> <p>To care for livings objects</p> <p>To understand the lifecycle of a butterfly/ tadpoles</p> <p>E - can safely peel stick with potato peeler</p> <p>E - can safely use a saw (junior hacksaw)</p> <p>E - can use a hand drill</p>		✓			✓
CL UW M EA&D	1	<p>Communication and language</p> <p>Enjoy listening to longer stories and can remember much of what happens.</p> <p>Understanding the World</p> <p>Talk about what they see, using a wide vocabulary.</p> <p>Understand the key features of the life cycle of a plant and an animal.</p> <p>Begin to understand the need to respect and care for the natural environment and all living things.</p> <p>Maths</p> <p>Extend and create ABAB patterns – stick, leaf, stick, leaf.</p> <p>Notice and correct an error in a repeating pattern.</p>	<p>April story https://seasonalcurriculum.co.uk/april-may/</p> <p>Talk about caterpillar and tadpoles</p> <p>Continue making a giant caterpillar from wood cookies</p> <p>Read The hungry caterpillar story – potato printing – long repeated patterns</p> <p>Put the tadpoles in a place so the children can see them . Continue to talk to the children about the tadpoles</p> <p>Continue tadpole craft</p>	<p>Can recognise how things grow and change in their natural world</p> <p>To care for livings objects</p> <p>To understand the lifecycle of a butterfly/ tadpoles</p> <p>E - can safely peel stick with potato peeler</p> <p>E - can safely use a saw (junior hacksaw)</p> <p>E - can use a hand drill</p>		✓			✓



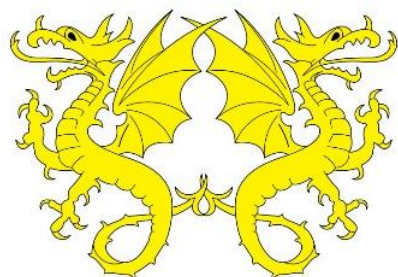
Dore Primary School

Pre-school Learning Journey 5

Summer 1 Metamorphosis



CL UW M EA&D	1	Communication and language Enjoy listening to longer stories and can remember much of what happens. Understanding the World Talk about what they see, using a wide vocabulary. Understand the key features of the life cycle of a plant and an animal. Begin to understand the need to respect and care for the natural environment and all living things.	April story https://seasonalcurriculum.co.uk/april-may/ Show the children the caterpillars and also the tadpoles Look at butterflies and symmetry Nature walk to find symmetry in the world around us Make symmetrical line painting	Can recognise how things grow and change in their natural world To care for living objects To understand the lifecycle of a butterfly/tadpoles E – can identify differences between the seasons E – can find five different minibeasts		✓			
EA & D		Expressive arts and design over the week Expressive art and design over week 1 E A & D Making a wood cookie caterpillar Making a tadpole using sticks and felt/ black card . Symmetrical line painting Still life picture of tadpoles		To Join different materials and explore different textures e.g. making tadpoles caterpillars Create closed shapes with continuous lines, and begin to use these shapes to represent objects. E.g. observational drawings of tadpoles, caterpillars Draw with increasing complexity and detail, such as representing a face with a circle and including details					
CL UW EA&D	2	Communication and language Enjoy listening to longer stories and can remember much of what happens. Understanding the world Talk about what they see, using a wide vocabulary. Understand the key features of the life cycle of a plant and an animal.	Week 2 April does what she wants https://seasonalcurriculum.co.uk/april-does-what-she-wants/ See if they remember what the month is/ season is Show them the calendar Finish class wood cookie caterpillar Observational drawing of the tadpoles Observe the caterpillars .	Can recognise how things grow and change in their natural world To care for living objects To understand the lifecycle of a butterfly/tadpoles E – can find five different minibeasts		✓			✓
CL UW E A & D PD	2	Communication and Language Enjoy listening to longer stories and can remember much of what happens Understanding the World Talk about what they see, using a wide vocabulary. Begin to understand the need to respect and care for the natural environment and all living things.	Week 2 day 2 April does what she wants https://seasonalcurriculum.co.uk/april-does-what-she-wants/ Make Caterpillars from Elder Make a weather station Use material to see the wind / containers to catch the water / temp to see temperature /arrow to see wind directions Go outside and feel the weather on their skin etc uses their senses	Can recognise how things grow and change in their natural world To care for living objects Explore and talk about different forces they can feel E – can find five different minibeasts E - can safely peel stick with potato peeler E - can safely use a saw (junior hacksaw) E - can use a hand drill		✓			✓




Dore Primary School

Pre-school Learning Journey 5

Summer 1 Metamorphosis



C & L UW	2	Communication and language Talk about what they see, using a wide vocabulary. Understanding the world. Begin to understand the need to respect and care for the natural environment and all living things. Plant seeds and care for growing plants. Understand the key features of the life cycle of a plant and an animal.	Week 2 day 3 April does what she wants https://seasonalcurriculum.co.uk/april-does-what-she-wants/ Talk to the children about growing Remind them of the beans they planted . Tell children we are going to make a vegetable patch Show them seeds/ potaotes they are going to plant	To care for seeds and growing plants To begin to understand the need to respect and care for the natural environment and all living things .		✓			
UW M EA & D	2	Maths Talk about and identifies the patterns around them. Commication and Language Talk about what they see, using a wide vocabulary. Understanding the World Understand the key features of the life cycle of a plant and an animal.	Week 2 Day 4 April does what she wants https://seasonalcurriculum.co.uk/april-does-what-she-wants/ Look at different butterflies Go on a symmetrical trail. Match up pictures of different butterflies and also lady birds. Lady birds to have different spots and colours Observational drawing of the caterpillars	To begin to understand the need to respect and care for the natural environment and all living things . To talk about and identify the patterns around them To talk about what they see using a wide vocablualry E – can find five different minibeasts		✓			
UW M	2	Religious Education	RE Tell story of Bilal and the Beautiful Butterfly (a Muslim story) about the life cycle of a butterfly. Act out changes from caterpillar to butterfly. Butterfly relay race to collect 'nectar' with numbers on to identify numbers.						
UW EA&D	2	Expressive art and design Create closed shapes with continuous lines, and begin to use these shapes to represent objects. Draw with increasing complexity and detail, such as representing a face with a circle and including details.	Expressive art and design over week 2 Make Wind socks -talk about forces -push and pull Observational drawing of the caterpillars / tadpoles						✓
UW	W 3	Understanding the World Understand the key features of the life cycle of a plant and an animal.	Week 3 Day 1 May day Talk to the children about May day Talk about the new Month of May Show them a May day video Make a May Pole	To use large muscle movements to wave flags and streamers To skip hop stand on one leg and hold a pose for a game like musical statues		✓			✓



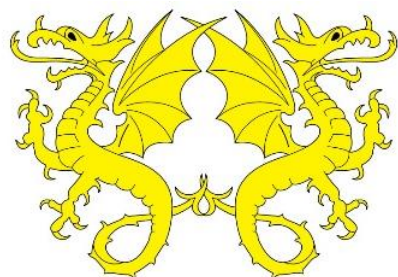
Dore Primary School

Pre-school Learning Journey 5

Summer 1 Metamorphosis



		Physical Development Use large muscle movements to wave flags and streamers Skip hop stand on one leg and hold a pose for a game like musical statues	May Pole dancing Make Mayday flowers in the craft area Search for wild flowers and stick on a strip of card to make a May Day crown						
UW	3	Communication and Language Enjoy listening to longer stories and can remember much of what happens. Use a wider range of vocabulary. Understanding the world Talk about what they see, using a wide vocabulary. Understand the key features of the life cycle of a plant and an animal.	Week 3 day 2 June Story (fits better here than in June with dandelions). Remind them about spring Show them the calendar https://seasonalcurriculum.co.uk/june-2/ Introduce the new month of May Talk about it being the beginning of summer. Tell the finger rhyme. Make some fluffy sheep/ lambs using cardboard templates and cotton wool.	Can recognise how things grow and change in their natural world To understand the life cycle of an animal/ lamb	✓	✓	✓		
L UW PSED		Communication and Language Enjoy listening to longer stories and can remember much of what happens. Personal, Social and Emotional Development Begin to understand how others might be feeling. Talk about their feelings using words like 'happy', 'sad', 'angry' or 'worried'.	RE -Christianity The Lost Sheep – pretend to lose something. Play hot/cold to find it. Tell the story (p.93 RE planning) Message – Christians believe Jesus told this story to help people understand that God loves everyone and wants them all to be safe and to live their lives the way God wants them to.	To understand how Christians feel about God			✓		
CL UW EA&D	3	Communication and language Enjoy listening to longer stories and can remember much of what happens. Use a wider range of vocabulary. Talk about what they see, using a wide vocabulary. Understanding the World Understand the key features of the life cycle of a plant and an animal. Begin to understand the need to respect and care for the natural environment and all living things.	Week3 day 2 https://seasonalcurriculum.co.uk/june-2/ Tell the June story. Remind them / see if they remember the season . Talk about bees Make wood cookie bees using wood saw and hand drill. Make bees from Aldercone	To begin to understand the need to respect and care for the natural environment and all living things . To talk about what they see using a wide vocabulary To talk about what they see around them		✓			✓

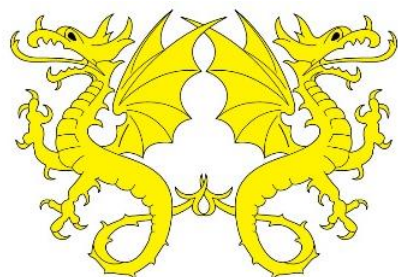


Dore Primary School Pre-school Learning Journey 5

Summer 1 Metamorphosis



CL UW EA&D	3	Communication and Language Enjoy listening to longer stories and can remember much of what happens. Talk about what they see, using a wide vocabulary. Understanding the world Understand the key features of the life cycle of a plant and an animal. Begin to understand the need to respect and care for the natural environment and all living things.	Week 3 day 3 https://seasonalcurriculum.co.uk/june-2/ Tell the June story Go on a hunt for wild flowers. Talk about the importance of wildflowers for bees Make dandelion clocks	To begin to understand the need to respect and care for the natural environment and all living things . To talk about what they see using a wide vocabulary To talk about what they see around them		✓			
EAD UW	3	Understanding the World Explore how things work. Talk about what they see, using a wide vocabulary.	Week 3 day 4 Collages with dandelions Make dandelion tea on the fire Talk about blowing dandelions. What else can we blow – bubbles. Make bubble wands using sticks and pipe cleaners.	To explore how thing work To talk about what they see .		✓			
		Expressive art and design over the week	Expressive Art and design over Week 3 Dandelion collages Dandelion clocks May day flowers Fluffy sheep Alder cone bees						
UW C & L	4	Communication and language Listens to stories with increasing attention and recall Can talk about things they have observed, such as plants, animals.	Week 4 day 1 New story https://www.youtube.com/watch?v=w5qhb1Jpow4 Book: Up in the garden down in the dirt Talk about the different insects in the story Make scarecrows for the Potato Patch	E – can find five different minibeasts		✓			
UW PD	4	Understanding the world Plant seeds and care for growing plants. Begin to understand the need to respect and care for the natural environment and all living things. Physical development Use one-handed tools and equipment, for example, making snips in paper with scissors.	Week 4 day 2 Book: Up in the garden down in the dirt Plant up the sunflower seeds into the veg plot Plant other seeds Lettuce /carrots Make wood cookie insects	E – can find five different minibeasts E - can safely peel stick with potato peeler E - can safely use a saw (junior hacksaw) E - can use a hand drill Use fine motor skills to plan the seeds		✓			✓

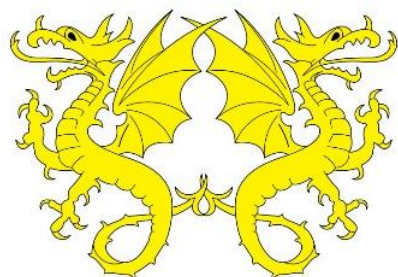


Dore Primary School Pre-school Learning Journey 5

Summer 1 Metamorphosis



UW M	4	Understanding the world Understand the key features of the life cycle of a plant and an animal. Begin to understand the need to respect and care for the natural environment and all living things. Maths Make comparisons between objects relating to size, length, weight and capacity.	Week 4 day 3 Book: Up in the garden down in the dirt Insect trail/ make a wormery Finish planting seeds Look at the different worms Talk about looking after worms Measure the worms	E – can find five different minibeasts Questions why things happen and gives explanations		✓			
UW	5	Understanding the world Understand the key features of the life cycle of a plant and an animal. Begin to understand the need to respect and care for the natural environment and all living things Plant seeds and care for growing plants	Week 4 day 4 Book: Up in the garden down in the dirt Finish planting seeds	To understand the key features of the life cycle of a plant and an animal. To begin to understand the need to respect and care for the natural environment and all living things To Plant seeds and care for growing plants					✓
		Expressive arts and design / physical development Use one handed tools and equipment making snips in paper with scissors. Join different materials and explore different textures Explore different materials freely, in order to develop their ideas about how to use them and what to make.	Expressive arts and design over week 4 Make wood cookie insects Make scarecrows	To use one handed tools and equipment To join different materials and explore different textures To explore different materials freely, in order to develop their ideas about how to use them and what to make.					
PD EAD	5	Understanding the world Understand the key features of the life cycle of a plant and vegetables. Begin to understand the need to respect and care for the natural environment and all living things	Week 5 day 1 Read the children Oliver's Vegetables Chop carrots using a sharp knife and use to make patterns with printing.	To Understand the key features of the life cycle of a plant and vegetables. To begin to understand the need to respect and care for the natural environment and all living things					✓
UW	5	Understanding the world Plant seeds and care for growing plants. Understand the key features of the life cycle of a plant and vegetables.	Week 5 day 2 Read the children Oliver's Vegetables Plant veg outside which we grew from seeds Carrots / beans	To plant seeds and care for growing plants. To understand the key features of the life cycle of a plant and vegetables		✓			
UW	5	Understanding the world	Week 5 day 3	To plant seeds and care for growing plants.		✓			✓



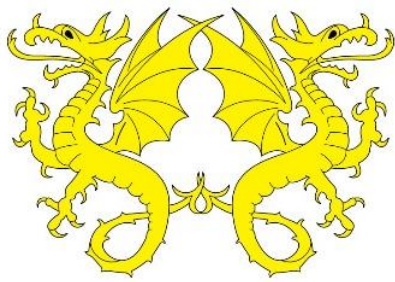
Dore Primary School

Pre-school Learning Journey 5

Summer 1 Metamorphosis



PD		Plant seeds and care for growing plants. Begin to understand the need to respect and care for the natural environment and all living things.	Oliver's Vegetables Make potato people – using hammers and pins? Water veggie patch	To understand the key features of the life cycle of a plant and vegetables					
EAD		Understand the key features of the life cycle of a plant and an animal. Begin to understand the need to respect and care for the natural environment and all living things.							
UW	5	Understanding the world Know that there are different countries in the world and talk about the differences they have experienced or seen in photos. Understand the key features of the life cycle of a plant and an animal. Begin to understand the need to respect and care for the natural environment and all living things.	Week 5 day 4 National bee day – 20th May Talk about the importance of bees Explore bee keepers in different countries Read a bee story Use bee colours in the creative – paint bees	To know that there are different countries in the world and talk about the differences they have experienced or seen in photos. To understand the key features of the life cycle of a plant and an animal. To begin to understand the need to respect and care for the natural environment and all living things.	✓	✓		✓	
		Expressive arts and design Explore colours and colour mixing Join different materials and explore different textures	Expressive arts and design over week 5 Colour mix and experiment with colours Make scarecrows	To explore colours and colour mixing To join different materials and explore different textures					
UW	6	Understanding the world Begin to make sense of their own life-story and family's history. Communication and language Enjoy listening to longer stories and can remember much of what happens. Sing a large repertoire of songs.	Week 6 day 1 A Squash and a Squeeze Talk about how we are all getting bigger – some of us ready to go to school. Start talking about school with the 4 year olds. Rights link: We all have the right to an education (Article 28). Re-tell the story through drama – ask chn to make the animal noises and use the tipi as the house. Characters: little old lady (shawl), wise old man (hat), hen, goat, pig, cow. Songs: Old McDonald had a farm, baa baa black sheep, this little piggy went to market, there was an old lady who swallowed a fly.	To begin to make sense of their own life-story and family's history. To enjoy listening to longer stories and can remember much of what happens. To sing a large repertoire of songs.	✓			✓	
CL									
	6	Expressive arts and design	Week 6 day 2 A Squash and a Squeeze Spot rhyming words in story.	To combine shapes to make new ones – an arch, a bigger triangle etc.		✓			



Dore Primary School

Pre-school Learning Journey 5

Summer 1 Metamorphosis



EAD		Combine shapes to make new ones – an arch, a bigger triangle etc. Develop their own ideas and then decide which materials to use to express them.	Counting – how many animals, legs, eyes. Make houses – lego, bricks, cardboard	To develop their own ideas and then decide which materials to use to express them					
EAD	6	Expressive arts and design Combine shapes to make new ones – an arch, a bigger triangle etc. Develop their own ideas and then decide which materials to use to express them.	Week 6 Day 3 A Squash and a Squeeze Continue to make houses and add characters from the story	To combine shapes to make new ones – an arch, a bigger triangle etc. To develop their own ideas and then decide which materials to use to express them					
EAD		Expressive arts and design	Expressive arts and design over week 5 Make houses using different materials						