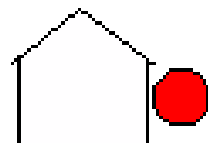


There is a mud kitchen, a stage and a fairy garden too!



Outside



My New Pre-School A read together book

CHILD-CENTRED
NATURE
CHILD'S VOICE
SAFE
HAPPY
SECURE
FREEDOM OF
EXPRESSION
RESILIENCE
PROCESS
SELF-ESTEEM
NURTURE
DORE
PRE-SCHOOL
PLAY
LEARN
OUTDOORS
FEEL VALUED
EXPLORE
CURIOSITY
COLLABORATION
ARTICULATE LEARNERS
MANAGED RISKS
INCLUSIVE
TRUST
MUTUAL RESPECT
CARING
COMPASSIONATE

Here are my Pre-School teachers.



Mrs Wells



Mrs Davis

My teachers will play with me and help me
with anything I need at Pre-School



Mrs Williams

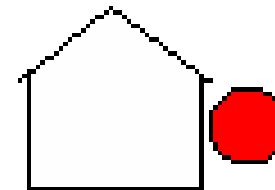


Mrs Denno

And sometimes we can enjoy camp fires!
We also eat our snack here and listen to stories



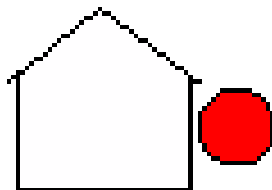
Outside



I can dig in the mud and investigate water outside.




Outside



I will have my own peg at Pre-School where I can put my coat when I arrive.



Coat Pegs



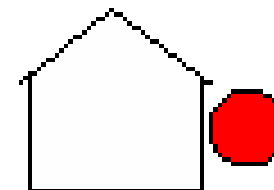
We will do lots of fun activities in and outside.
This is where I can play inside.



We will spend lots of time outside at Pre-School.
There is so much to explore.
Sometimes I might go in the yurt for shelter or into
the bird hide to see what I can spot.



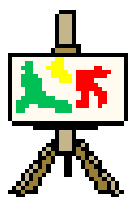
Outside



I can paint, draw and make here.




Creative Area



We will listen to lots of stories and sing songs.
Sometimes we will sit here to do this.




Carpet Area



I can go to the toilet whenever I need to. This is what the toilets look like.



Toilets



I can play in the sand and water, draw, colour and play games.



I can play wherever I want!



I will eat my lunch here. I can also have snacks during the day that my teachers will give me.

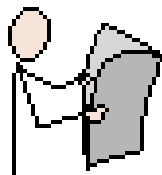


Eating Area

If I am looking for a quiet place to relax, the reading area is a good place to go.



Reading



If I am feeling creative I could build and play here.



Construction

